



Network automation and orchestration: worldwide market shares 2018



Dana Cooperson

About this report

This report provides market share data for communications service provider (CSP) spending on telecoms-specific network automation and orchestration software systems and related services for 2018. It provides details of how the spending varied by delivery model, service type, vendor and region. The report also includes ‘snapshots’ of the leading vendors in the market and their positions as well as a table of specialist vendors of note.

It is based on several sources, including:

- interviews with CSPs and vendors worldwide
- Analysys Mason’s research conducted during the past year.

KEY QUESTIONS ANSWERED IN THIS REPORT

- What was the overall size of the market (network automation and orchestration software systems for the telecoms industry) and what drove this spending among CSPs?
- How did the spending vary across different sub-segments of the network automation and orchestration market?
- Who are the major vendors and what is their share of revenue in the network automation and orchestration systems market?
- What are the different drivers and growth rates of CSP spending on products, product-related services and professional services?

GEOGRAPHICAL COVERAGE

- Worldwide
- Central and Eastern Europe
- Developed Asia–Pacific
- Emerging Asia–Pacific
- Latin America
- Middle East and North Africa
- North America
- Sub-Saharan Africa
- Western Europe

SUB-SEGMENT COVERAGE

- Network control and orchestration (NCO), which includes:
 - network orchestrators
 - virtual infrastructure managers (VIM)
 - WAN SDN products
- Element and network management systems (EMS/NMS)

WHO SHOULD READ THIS REPORT

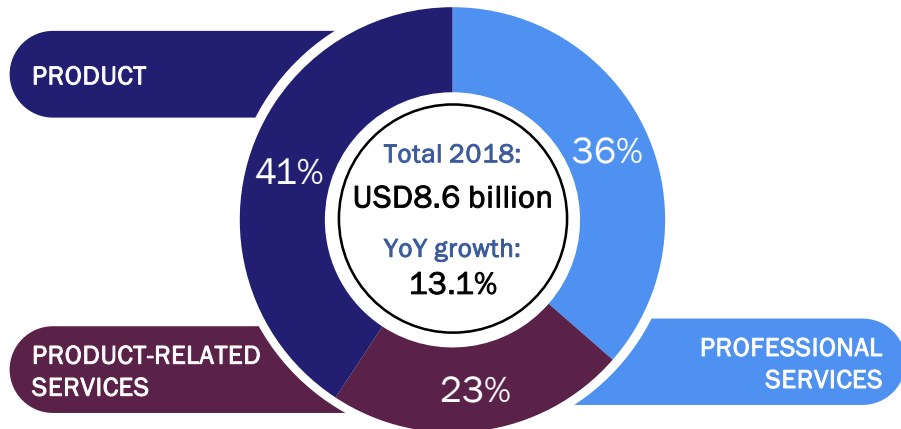
- Vendor strategy teams that need to understand where revenue growth is slowing and where it is increasing across different network automation and orchestration (NAO) sub-segments.
- Product management teams that are responsible for feature functionality and geographical focus, and product marketing teams that are responsible for market-share growth.
- Market intelligence teams at vendors that want to understand how their competitors compare to each other and themselves.
- CSPs that are planning digital transformation journeys and want to understand the competitiveness of the incumbent and vendors.

Dashboard: network automation and orchestration revenue market shares

KEY MARKET DEVELOPMENTS IN 2018

- The NAO market revenue as a whole grew by just over 13% (from our updated 2017 base) due to spending growth in all NCO segments.
- Vendor A remained in first position in terms of NAO revenue by virtue of its bigger fixed and mobile infrastructure business and related NMS/EMS, but Vendor B shrank the revenue gap and edged closer to Vendor A than in 2017. Vendor F's sixth-place showing is more a vestige of its infrastructure business than its NFV/SDN strength.
- The other top-six vendors in the market have been more successful than Huawei and ZTE at moving more of their NAO business into the high-growth NFV/SDN-related segments.

Figure 2: Network automation and orchestration total revenue by type, worldwide, 2018

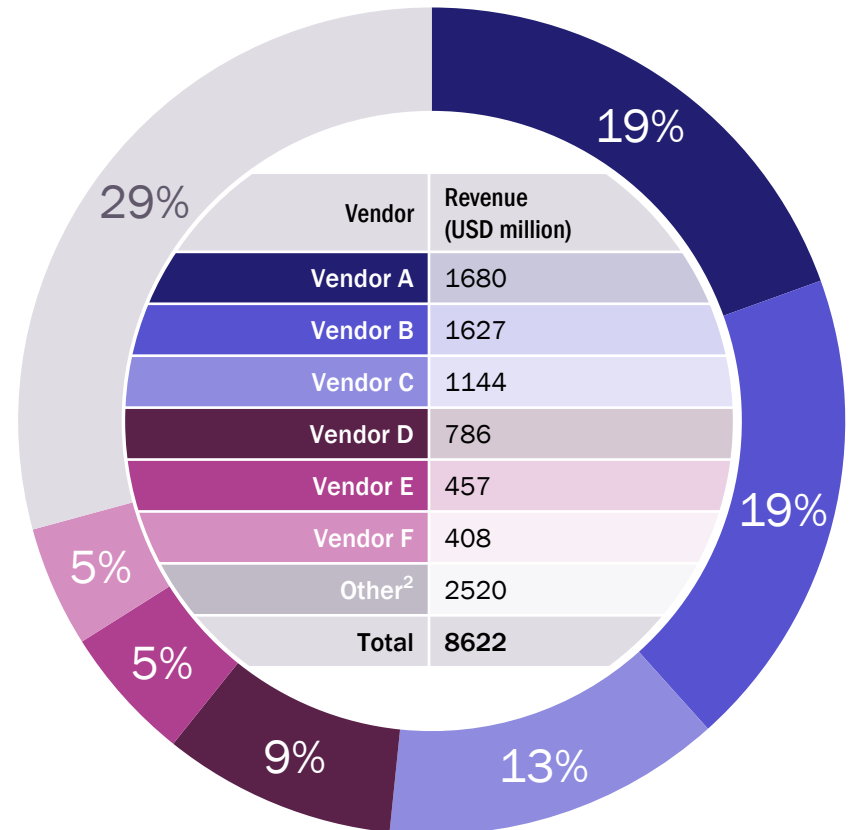


Source: Analysys Mason

¹ Note that the shares may not sum to 100% due to rounding.

² Significant vendors in the 'Other' category include...

Figure 3: Network automation and orchestration total revenue by vendor, worldwide, 2018¹



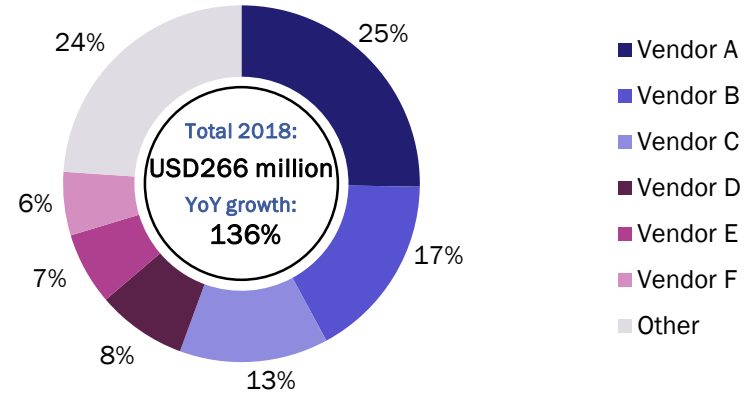
Source: Analysys Mason

Network orchestration (NO) market summary¹

KEY MARKET DEVELOPMENTS IN 2018

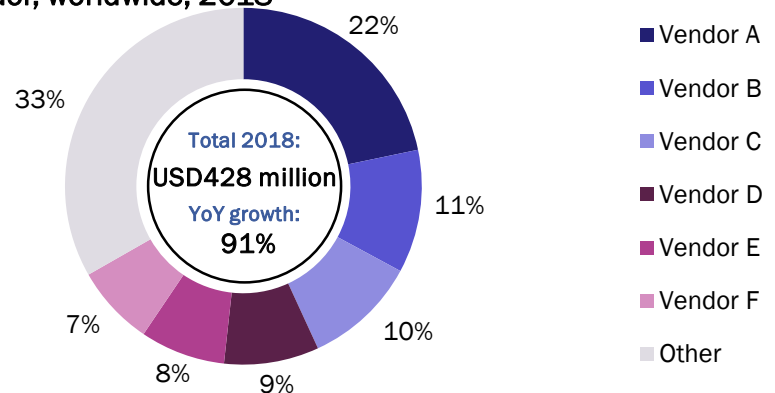
- We raised our 2017 baseline for NO spending by USD80 million to USD337 million based on new data from several vendors. The market more than doubled (106% growth) in 2018 to USD694 million, driven by an increase in all three types of NFV deployments: use case-based ones (such as vEPC managed by VNFM but not orchestrated by an NFVO), domain orchestration (such as multiple VNFs orchestrated on vCPE by an NFVO) and full cross-domain orchestration (which typically would require both SDN and NFV to orchestrate an application across domains using a platform such as Telefónica's UNICA).
- Vendor A extended its leading NO revenue share (combined product and professional services) by 5 percentage points to 23%. Vendor B also increased its share by 4 percentage points to 11% and took second place. Vendor C dropped to third position after its share fell by 2 percentage points.
- The main keys to Vendor A's increasing success in the NO market include a very flexible, modular platform (NC12), solid professional services capabilities and pre-integrated solutions that solve specific CSP challenges and make NFV/SDN deployments easier.
- Vendors B and C derive their strong market positions from a combination of strong platforms, their own VNFs (vEPC, vIMS and SD-WAN) which often get them in the CSP's door, tools and integration capabilities to assemble what a customer needs.
- Vendors D, E and F round out the NO top-six vendors with a 7% share each. Vendor F, as an SI, is focused on professional services. The other two have not yet assembled the broad go-to-market capabilities that sets the three leaders apart from the pack.

Figure 15: Network orchestration product-related revenue by vendor, worldwide, 2018



Source: Analysys Mason

Figure 16: Network orchestration professional services revenue by vendor, worldwide, 2018



Source: Analysys Mason

¹ NO includes NFVO, VNFM and CD-NO. See appendix for more information.



Executive summary

Business environment

Market shares

 Network control and orchestration market shares

 NMS market shares

Vendor analysis

Market definition

About the author and Analysys Mason

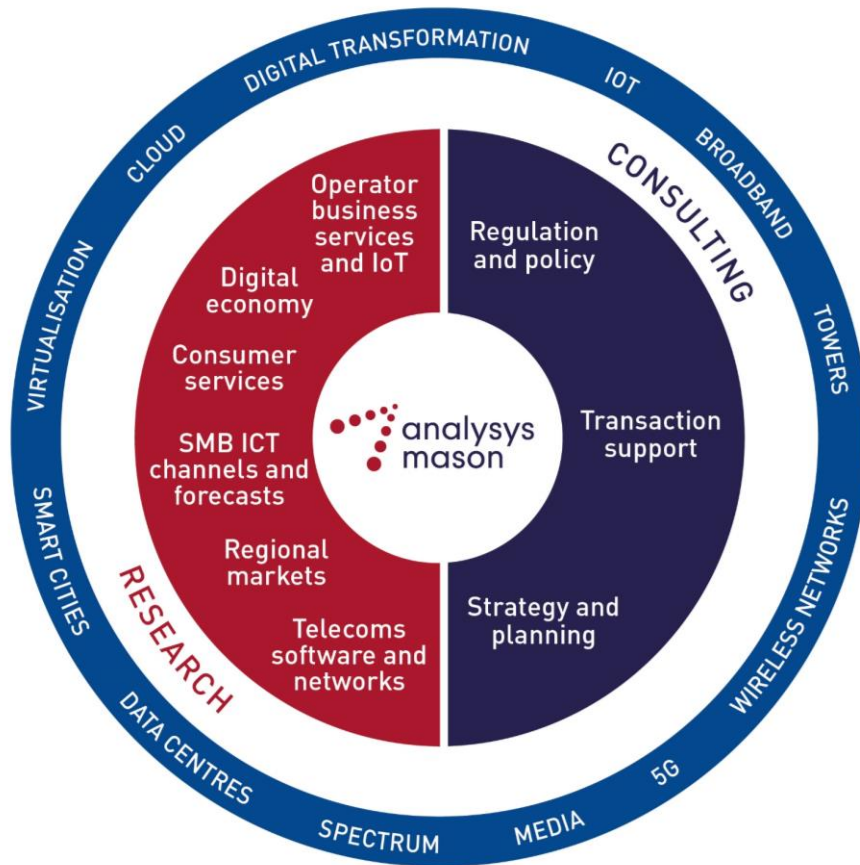
About the author



Dana Cooperson (Research Director) is the research director for Analysys Mason's network-focused software research programmes. Her area of expertise is intelligent fixed and mobile network infrastructure. Her goal is to help customers strengthen their link in the communications value chain while evolving their business operations to benefit from, rather than be threatened by, shifts in the market. The key network infrastructure trends Dana focuses on include the integration of communications and IT assets and the drive towards software-controlled, virtual networking.

Analysys Mason's consulting and research are uniquely positioned

Analysys Mason's consulting services and research portfolio



CONSULTING

We deliver tangible benefits to clients across the telecoms industry:

- communications and digital service providers, vendors, financial and strategic investors, private equity and infrastructure funds, governments, regulators, broadcasters, and service and content providers.

Our sector specialists understand the distinct local challenges facing clients, in addition to the wider effects of global forces.

We are future-focused and help clients understand the challenges and opportunities that new technology brings.

RESEARCH

Our dedicated team of analysts track and forecast the different services accessed by consumers and enterprises.

We offer detailed insight into the software, infrastructure and technology delivering those services.

Clients benefit from regular and timely intelligence, and direct access to analysts.

Research from Analysys Mason

Consumer services programmes

- Mobile Services
- Mobile Devices
- Fixed Broadband Services
- Convergence Strategies
- Video Strategies

Operator investment programmes

- Operator Investment Strategies
- Network Traffic
- Spectrum

Telecoms software and networks programmes

- Software Forecast and Strategy
- Telecoms Software Market Shares

Network-focused

- Next-Generation Wireless Networks
- Video and Identity Platforms
- Service Design and Orchestration
- Automated Assurance
- Network Automation and Orchestration
- Digital Infrastructure Strategies

Customer-focused

- Digital Experience
- Customer Engagement
- Monetisation Platforms
- AI and Analytics



Digital economy programmes

- Digital Economy Strategies
- Future Comms

Operator business services and IoT programmes

- Large Enterprise Voice and Data Connectivity
- Large Enterprise Emerging Service Opportunities
- SME Strategies
- IoT and M2M Services
- IoT Platforms and Technology

SMB ICT channels and forecasts programmes

- Managed Service Provider Strategies
- Cyber Security

Regional markets programmes

- Global Telecoms Data
- Americas
- Asia-Pacific
- Middle East and Africa
- European Core Forecasts
- European Telecoms Market Matrix
- European Country Reports

DataHub

- ~2500 forecast and 250+ historical metrics
- Regional results and worldwide totals
- Operator historical data

Consulting from Analysys Mason

REGULATION AND POLICY

- Policy development and response
- Ex-ante market reviews, remedies, costing...
- Universal Service Obligation (USO)
- Scarce resources: radio spectrum management, auction support, numbering...
- Ex-post/abuse of dominance
- Postal sector



TRANSACTION SUPPORT

- Commercial due diligence
- Technical due diligence
- Mergers and acquisitions (M&As)
- Debt and initial public offerings (IPOs)
- Joint-venture structuring
- Mid-market financial sponsors

STRATEGY AND PLANNING

- Commercial expertise
- Technology optimisation
- New digital frontiers

analysismason.com/consulting





PUBLISHED BY ANALYSYS MASON LIMITED IN AUGUST 2019

Bush House • North West Wing • Aldwych • London • WC2B 4PJ • UK

Tel: +44 (0)20 7395 9000 • Email: research@analysismason.com • www.analysismason.com/research • Registered in England and Wales No. 5177472

© Analysys Mason Limited 2019. All rights reserved. No part of this publication may be reproduced, stored in a retrieval system or transmitted in any form or by any means – electronic, mechanical, photocopying, recording or otherwise – without the prior written permission of the publisher.

Figures and projections contained in this report are based on publicly available information only and are produced by the Research Division of Analysys Mason Limited independently of any client-specific work within Analysys Mason Limited. The opinions expressed are those of the stated authors only.

Analysys Mason Limited recognises that many terms appearing in this report are proprietary; all such trademarks are acknowledged and every effort has been made to indicate them by the normal UK publishing practice of capitalisation. However, the presence of a term, in whatever form, does not affect its legal status as a trademark.

Analysys Mason Limited maintains that all reasonable care and skill have been used in the compilation of this publication. However, Analysys Mason Limited shall not be under any liability for loss or damage (including consequential loss) whatsoever or howsoever arising as a result of the use of this publication by the customer, his servants, agents or any third party.